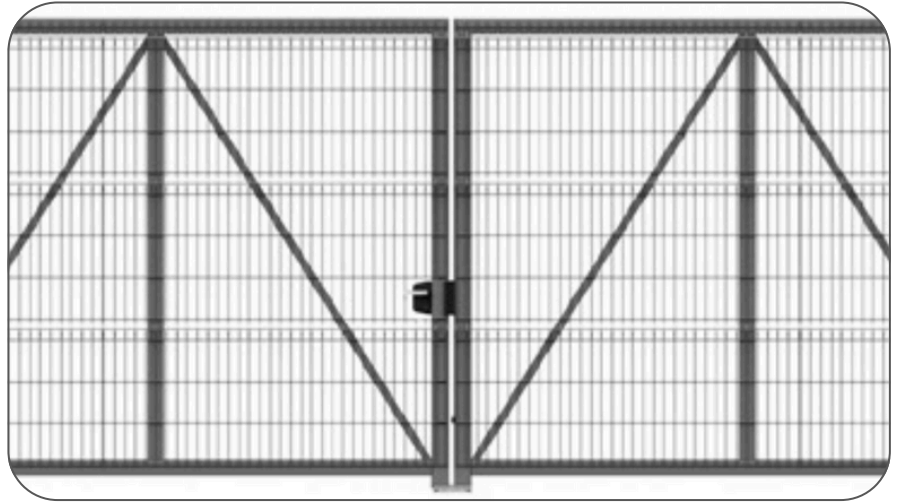


Key Features

- ✓ **Safety**
(Compliant with BS EN 12604 standards for manual gate safety)
- ✓ **Swing Gate**
(Gate leaves can be hung to swing in or out)
- ✓ **Corrosion Resistant**
(Galvanised and PPC to ISO and BS EN standards)
- ✓ **System-Based Solution**
(FFL 60 gates form a system of elements for access control)

Suitable For

- ✓ **Industrial Buildings**
- ✓ **Airports & Ports**
- ✓ **Schools & Nurseries**
- ✓ **Guarded Car Parks**
- ✓ **Residential**



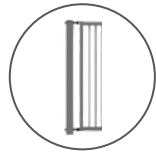
Safety

Manual FFL 60 gates comply with BS EN 12453 standards for gate safety.



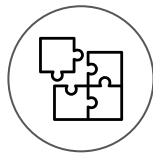
Corrosion Resistant

FFL 60 gates are hot-dip galvanised and polyester paint coating to secure against corrosion.



Swing Gate Design

The FFL 60D gate is a swing gate. The leaves are attached to hinge posts, which can be hung to swing inwards or outwards. The gates do not contact the floor.



System-Based Solution

These gates form a system of elements for access control. When used together with industrial segments, mesh panels, posts, and gates, they form a complete system.

Specifications

Material	Galvanised steel (ISO 1461)
Infill	Vertical bar or 868 twin mesh
Finish	Polyester powder coated (BS EN 13438)
Colour	A range of RAL colours is available
Post Type	Bolt Down (Dig in posts available on request)

What's Included:

- Bolt down posts (2x)
- M20 x 220mm ground anchor bolts (8x)
- Locinox U-Safe safety cable
- Locinox manual lock

Gate Height (meters)	3.0	3.5	4.0	4.5	5.0	5.5	6.0
2.4	✓	✓	✓	✓	✓	✓	✓
2.1	✓	✓	✓	✓	✓	✓	✓
1.8	✓	✓	✓	✓	✓	✓	✓
1.6	✓	✓	✓	✓	✓	✓	✓
1.4	✓	✓	✓	✓	✓	✓	✓

Available in standard RAL colours. Custom colours are available on request, as is a galvanised-only option



Call our Expert Sales Team for more information

First Fence Ltd | Kiln Way, Woodville, South Derbyshire, DE11 8EA
01283 512 111 | www.firstfence.co.uk | sales@firstfence.co.uk

Bristol | Canvey | Glasgow | Nottingham | Tipton



S₀ -distance between posts (ordering size);

S_j -clear width with the gate installed;

G -gate edge to post edge clearance;

H -gate leaf height (ordering size);

T -overall gate width with posts;

W -post size.

	Clear width (S _j) in [mm]		Clearance (G) in [mm]	Overall width (T) in [mm]
	manually-operated gate	power-driven gate		
S ₀ ≤ 6000 [mm]	S ₀ - 240	S ₀ - 170	85	T = S ₀ + 2 x W
S ₀ > 6000 [mm]	S ₀ - 260	S ₀ - 190	95	T = S ₀ + 2 x W

Post size (W) in [mm]	Gate leaf heights (H) in [mm]	Gate ordering widths (S ₀) in [mm]	Gate bottom clearance (mm)	Infill types	Maximum swing angle
160x160	1400	3000	80	Vertical bar or 868 twin mesh	90°
		3500			
	1600	4000			
	1800	4500			
		5000			
	2100	5500			
	2400	6000			



Trade Installer?
Speak to our Sales Team about Trade Pricing on our Specialist Gates & Automation
CALL NOW 01283 512 111



 Call our Expert Sales Team for more information

First Fence Ltd | Kiln Way, Woodville, South Derbyshire, DE11 8EA
01283 512 111 | www.firstfence.co.uk | sales@firstfence.co.uk

Bristol | Canvey | Glasgow | Nottingham | Tipton