

Key Features

- ⊙ A fully modular gate system for a range of hardware
- ⊙ Conforms to safety standards
- ⊙ Universally handed
- ⊙ Strong anti-climb properties
- ⊙ A gate designed for quick hardware changes, allowing easy installation.

Suitable For

- ⊙ Industrial & Commercial Sites
- ⊙ Schools
- ⊙ Residential
- ⊙ Businesses with large stock
- ⊙ Power Stations



Designed for the Gatemaster locking range

Slide Bolt Kits can be interchanged with any lock in the Gatemaster Superlock range.

Lockable drop bolt included

An innovative gate leaf security method without requiring a padlock.

Compliant to BS 12604 Safety Guidance*

Includes safety tether holes, meeting DHF recommendations of keeping the gate within 300mm of its vertical axis in the unlikely event of top-hinge failure.
**Compliant when safety tether has been purchased and installed.*

Universally Handed

No fixed left or right-hand leaf, giving on-site control to choose handing. Easily convert two single leaves to a double with the right kit.

Post Types

Dig-In
Bolt Down
80x80mm or 100x100mm

Material

Pre-Galvanised Steel

Optional Finish

Polyester Powder Coating



Call our Expert Sales Team for more information.



Gate Heights and Widths


Single Leaf										Double Leaf (Below widths comprise of two leaves)											
Gate Height	1.0m	1.2m	1.5m	2.0m	2.5m	3.0m	3.5m	4.0m	4.5m	5.0m	Gate Height	2.0m	3.0m	4.0m	5.0m	6.0m	7.0m	8.0m	9.0m	10.0m	
3.0m	✓	✓	✓	✓	✓	✓	✓	✓	✓	✓	3.0m	✓	✓	✓	✓	✓	✓	✓	✓	✓	✓
2.4m	✓	✓	✓	✓	✓	✓	✓	✓	✓	✓	2.4m	✓	✓	✓	✓	✓	✓	✓	✓	✓	✓
2.0m	✓	✓	✓	✓	✓	✓	✓	✓	✓	✓	2.0m	✓	✓	✓	✓	✓	✓	✓	✓	✓	✓
1.8m	✓	✓	✓	✓	✓	✓	✓	✓	✓	✓	1.8m	✓	✓	✓	✓	✓	✓	✓	✓	✓	✓
1.5m	✓	✓	✓	✓	✓	✓	✓	✓	✓	✓	1.5m	✓	✓	✓	✓	✓	✓	✓	✓	✓	✓
1.2m	✓	✓	✓	✓	✓	✓	✓	✓	✓	✓	1.2m	✓	✓	✓	✓	✓	✓	✓	✓	✓	✓
0.9m	✓	✓	✓	✓	✓	✓	✓	✓	✓	✓	0.9m	✓	✓	✓	✓	✓	✓	✓	✓	✓	✓

✓ In Stock


**All gate variations available with 80x80mm or 100x100mm posts

Kit Options

All of the below kits work with the complete Apollo[®] range (stocked in Black and Green).




Anti-Climb Single Slider Kit
Available to suit 80mm and 100mm posts.




Anti-Climb Double Slider Kit
Available to suit 80mm and 100mm posts.



Retro-Fit Slam Plate
Supplied with both single and double leaf slider kits.



Superlock Latch Kit
Lock available separately.



Superlock Latch Double Kit
Lock available separately.



Digital Lock Kit
Lock available now for installation, anti-climb kit coming soon.

Essential Tools for the Job:

- ⊕ **Buzz gun with 17mm socket**
(For installation of hardware kit)
- ⊕ **2.5mm, 5mm and 6mm allen key**
(For installation of handles and accessories)
- ⊕ **26.5mm Spanner for M18 eyebolts**
(For adjustment of the gate hinges)

Essential Additions:



Safety Tether



Drop Bolt



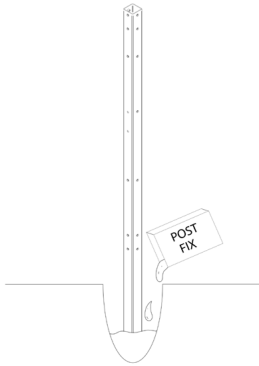
Bristol | Canvey | Glasgow | Nottingham
Tipton | Head Office in South Derbyshire

Apollo[®] Gates

Follow our installation guide to erect your Apollo Gate.

Step 1 Dig-In

Dig the foundation holes 500mm deep and 350 x 450mm wide for each post. Ensure the holes are spaced correctly for your gate.



Step 1 Bolt-Down

Fix to the ground with the ground anchors that come with the kit or with your own choice of fixing.



What is an Apollo Gate?



How to Install the Slider Hardware on our Apollo Gate.



What are Ground Anchors?



Apollo Accessories

