

## Key Features

- ☑ **Pre-Galvanised Steel to BS 10346**  
(Ensures compliance to latest standards)
- ☑ **Choice of Design**  
(Flat Top, Bow Top, Play Sec, Rainbow Play Sec & Vertical Bar)
- ☑ **Durability**  
(Protected from rust and corrosion)
- ☑ **Safety**  
(Lack of sharp edges makes them safe and secure)
- ☑ **Low-weld manufacturing process**  
(The environmentally-friendly option)

## Suitable For

- ☑ **Industrial Sites**
- ☑ **Commercial Buildings**
- ☑ **Railway Stations**
- ☑ **Schools and Colleges**
- ☑ **Perimeter Security**



### Complies to BS 10346

This is the key standard for pre-galvanised steel products, giving resistance against corrosion.



### Wide range of styles & colours

Available in a range of styles and in a dig in or bolt down format. Choose your finish as galvanised or from an array of RAL colour Polyester Powder Coatings.



### Simple Installation

The dig in or bolt down format makes the railings compatible with most ground types. Post Mix or Ground Anchor Bolts make for easy installation.



### Low-weld Manufacture

Custom-made components interlock and form robust joints when pressed together reducing energy-intensive welding needs.

## Post Types

Dig In or Bolt Down

## Railing Style

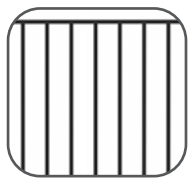
Flat Top, Bow Top, Play Sec, Rainbow Play Sec & Vertical Bar

## Material

Pre-Galvanised Steel

## Finish

Polyester Powder Coating



Flat Top



Bow Top



Play Sec



Rainbow Play Sec



Vertical Bar



**Did you know we offer an installation service? Get in touch for details!**



Call our Expert Sales Team for more information.

First Fence Ltd | Kiln Way, Woodville, South Derbyshire, DE11 8EA  
01283 512 111 | [www.firstfence.co.uk](http://www.firstfence.co.uk) | [sales@firstfence.co.uk](mailto:sales@firstfence.co.uk)



## Railing Heights

	Height						
	0.9m	1.0m	1.2m	1.5m	1.8m	2.0m	2.4m
Bow Top	✓	✓	✓	✓	✓	✓	✓
Vertical Bar	✓	✓	✓	✓	✓	✓	✓
Flat Top	✓	✓	✓	✓	○	○	○
Play Sec	✓	✓	✓	○	○	○	○
Rainbow Play Sec	✓	✓	✓	✓	✓	✓	✓

○ Can be made upon request, subject to custom lead times.

## Post Heights (total, for dig in format)

Railing Height	Total Post Height Bow Top (Dig In)	Total Post Height Vertical Bar (Dig In)	Total Post Height Flat Top (Dig In)	Total Post Height Play Sec (Dig In)	Total Post Height Rainbow Play Sec (Dig In)
0.9m	1400mm	1400mm	1400mm	1400mm	1400mm
1.0m	1500mm	1500mm	1500mm	1500mm	1500mm
1.2m	1700mm	1700mm	1650mm	1700mm	1700mm
1.5m	2000mm	2000mm	2030mm		2000mm
1.8m	2400mm	2400mm			2400mm
2.0m	2600mm	2600mm			2600mm
2.4m	3100mm	3100mm			3100mm

## You may also like



### Fix it Kit for Railings

These kits allow you to make repairs to your railing. Includes cleats, nuts and bolts. PPC kit includes spray paint. The kit for 1.5m+ railings comes with a support leg.



### M10 Cup Head Nuts and Bolts

Available in 30, 70, 80, 90 and 110mm formats and designed for use with our Railings.



### Touch up Spray Paint

Touch up and repair any scuffs, scrapes or other cosmetic damage. Available in a range of RAL colours.




### Quick Install Resin Kit

Perfect for resin anchors. Available for M8, M12 or M16 bolts and includes an SDS Masonry Drill Bit, Cleaning Brush, Blow Out Pump and Applicator Gun.



### Railing Post

Available as a dig in or bolt down version and in a choice of heights and box sections.



### Bolt Cap Covers

A versatile accessory that fits over hex nuts and gives protection from rust and prevents accidents from sharp edges.



Bristol | Canvey | Glasgow | Nottingham  
Tipton | Head Office in South Derbyshire



## EnviroRail<sup>®</sup> Bow Top Railing

Available in 0.9, 1.0, 1.2, 1.5, 1.8, 2.0 and 2.4m heights

Panel width - 2900mm

Available as Bolt Down or Dig In

Available in PPC finish 

Kit Contents - Railing Panel, Railing Post, Twist Cleats, M10 x 70mm Bolts, M10 Shear Nuts, Support Leg, Ribbed Post Insert

**GATES TO SUIT - SCAN TO LEARN MORE**



EnviroRail<sup>®</sup> Bow Top Gates



## EnviroRail<sup>®</sup> Vertical Bar Railing

Available in 0.9, 1.0, 1.2, 1.5, 1.8, 2.0 and 2.4m heights

Panel width - 2900mm

Available as Bolt Down or Dig In

Available in PPC finish 

Kit Contents - Railing Panel, Railing Post, Twist Cleats, M10 x 70mm Bolts, M10 Shear Nuts, Support Leg, Ribbed Post Insert

**GATES TO SUIT - SCAN TO LEARN MORE**



EnviroRail<sup>®</sup> Vertical Bar Gates



## EnviroRail<sup>®</sup> Flat Top Railing

Available in 0.9, 1.0, 1.2, 1.5, 1.8, 2.0 and 2.4m heights

Panel width - 2900mm

Available as Bolt Down or Dig In

Available in PPC finish 

Kit Contents - Railing Panel, Railing Post, Twist Cleats, M10 x 80mm Bolt, M10 Shear Nut, Support Leg, Ribbed Post Insert

**GATES TO SUIT - SCAN TO LEARN MORE**



EnviroRail<sup>®</sup> Flat Top Gates



## Play Sec & Rainbow Play Sec Railing

Play Sec available in 0.9, 1.0 & 1.2m heights

Rainbow Play Sec available in 0.9, 1.0, 1.2, 1.5, 1.8, 2.0 and 2.4m heights

Panel width - 2900mm

Available as Bolt Down or Dig In

Available in PPC finish (Rainbow option comes in multi-colour)

Kit Contents - Railing Panel, Railing Post, Twist Cleats, M10 x 70mm Bolts, M10 Shear Nuts, Support Leg, Ribbed Post Insert

**GATES TO SUIT - SCAN TO LEARN MORE**

EnviroRail<sup>®</sup> Play Sec Gates



## Railings

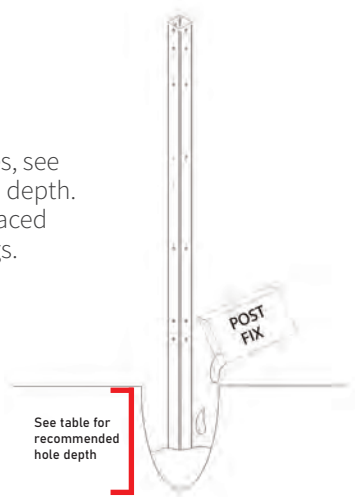
Follow our installation guide to erect your Railings

### Step 1

#### Dig In

Dig the foundation holes, see table for recommended depth. Ensure the holes are spaced correctly for your railings.

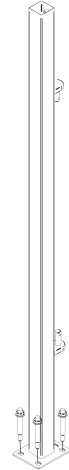
Railing Height	Hole Depth
0.9m	500mm
1.0m	500mm
1.2m	500mm
1.5m	500mm
1.8m	600mm
2.0m	600mm
2.4m	700mm



### Step 1

#### Bolt Down

Fix to the ground with M16 x 125mm Ground Anchors or your own choice of fixing. You will need four per post.



### Suggested quantity (bag) of Post Mix per post

#### Gate Width

	1m	2m	3m	4m	5m	6m	7m	8m	9m	10m
3.0m	4	4	4	4	4	4	5	5	5	5
2.4m	4	4	4	4	4	4	5	5	5	5
1.8m	3	3	3	3	3	3	4	4	4	4
1.5m	1.5	1.5	2	2	2	2	3	3	3	3
1.2m	1.5	1.5	1.5	2	2	2	3	3	3	3
1.0m	1.5	1.5	1.5	2	2	2	3	3	3	3
0.9m	1.5	1.5	1.5	2	2	2	3	3	3	3

#### Gate Height

Customise your EnviroRail<sup>®</sup> Kit with these essential extras to help your installation go smoothly.



#### Ground Anchors

Designed to anchor a bolt down post into concrete.

*(Suitability of this bolt depends on ground type and usage, installer should check).*



#### Post Mix

Designed to install dig in posts into soft ground substances.

## Railing Gates

Gates are available to match your Railings Double and Single Leaf Formats for ultimate flexibility.



EnviroRail<sup>®</sup>  
Railing Gates



Call our Expert Sales Team for more information.

First Fence Ltd | Kiln Way, Woodville, South Derbyshire, DE11 8EA  
01283 512 111 | [www.firstfence.co.uk](http://www.firstfence.co.uk) | [sales@firstfence.co.uk](mailto:sales@firstfence.co.uk)



First Fence Railings Range