


Key Features

- ✓ **Safety**
(Compliant with BS EN 12604 standards for manual gates)
- ✓ **Sliding Design**
(With running wheels, the leaf moves along the ground running track)
- ✓ **Corrosion Resistant**
(The gates are secured against corrosion by galvanising & PPC)
- ✓ **System-Based Solution**
(FFL 200T gates form a system of elements for access control)

Suitable For

- ✓ Industrial Buildings
- ✓ Airports and Ports
- ✓ Schools and Nurseries
- ✓ Guarded Car Parks
- ✓ Residential




Safety

Manual FFL 200T gates comply with BS EN 12604 Standards for gate safety.



Corrosion Resistant

FFL 200T gates are hot-dip galvanised or hot-dip galvanised and coated with polyester paint, securing the gate against corrosion.



Sliding Design

The FFL 200T gate features steel running wheels with a leaf that moves along the running track fixed to the ground.



System-Based Solution

The FFL gates with running wheels are part of a system of access control components. Combined with industrial segments, mesh or palisade panels, posts and accessories, they form a complete fencing system.

Specification

Material	Galvanised Steel
Infill	Vertical Bar or 868 Twin Mesh
Finish	Polyester Powder Coated
Colour	A range of RAL colours is available
Post Type	Bolt Down
Gate Type	Single Leaf

Gate Height	8.0m	8.5m	9.0m	9.5m	10.0m	11.0m	12.0m
2.1m	✓	✓	✓	✓	✓		
2.0m	✓	✓	✓	✓	✓	✓	✓
1.8m	✓	✓	✓	✓	✓	✓	✓
1.5m	✓	✓	✓	✓	✓	✓	✓
1.2m	✓	✓	✓	✓	✓		
	Gate Width						

What's Included - Hardware, Accessories & Fixings

Gear Rack • Wheels • Bolt-Down End Catcher Post • Rear Support Posts & External Motor Base • Concrete-in Ground Track • Top Support Roller System

What's Included - Automation, Accessories & Safety

HD Sliding Gate Motor with Built-in Control Panel • Flashing Light • Dual Height Photocells • Key-Operated Switch with Emergency Stop Button • 6x Category 3 Safety Edges • 2x Remote Control Transmitter Fobs • Gate-Mounted Safety Edge Transmission System • External RF Aerial

Available in standard colours: 6005, 5010, 7016, 7030, 7040, 9016, 8017 and 9005. Custom colours are available on request, as is a galvanised-only option.



Call our Expert Sales Team for more information.

First Fence Ltd | Kiln Way, Woodville, South Derbyshire, DE11 8EA
01283 512 111 | www.firstfence.co.uk | sales@firstfence.co.uk



FIRST FENCE
Manual Gates

TAILORED TO INDIVIDUAL NEEDS

A BROAD RANGE OF DIMENSIONS:

- width range from 3,000-12,000 mm with dimensional increments of 100 mm.
- height range from 1,000-2,100 mm with dimensional increments of 50 mm.




LEAF HEIGHT (H) in [mm] up to	FFL 120T on a track 120x80x3					FFL 120T on a track 200x80x4				
	WIDTH BETWEEN POSTS (So) in [mm] up to									
	3,000	4,000	5,000	6,000	7,500	8,000	9,000	10,000	11,000	1,2000
1,000	+	+	+	+	+					
1,250	+	+	+	+	+	+	+	+		
1,500	+	+	+	+	+	+	+	+	+	+
1,800	+	+	+	+	+	+	+	+	+	+
2,000	+	+	+	+	+	+	+	+	+	+
2,100	+	+	+	+	+	+	+	+		


APPLICATION

The FFL120 and FFL200 gates are perfect for all types of private and industrial business activity areas. These gates are installed around industrial buildings, airports, ports, guarded car parks, around schools, kindergartens, shopping malls, etc. Sliding gates are also used on wide plots, where the gate can slide along the fencing. The gates are also frequently used when the driveway is short or if a hill prevents the use of double-leaf gates. Gates on wheels are a special sliding gate solution with a design that makes it possible to shorten the back part of the leaf, called the gate tail. In this solution, the amount of space required for the gate to slide is greatly reduced in comparison to cantilever gates.


INFILLS



Profiles 25x25 mm, 18x30 mm,
25x25 mm (Caro)



Vega B panels
screwed to the structure



Vega 2D Super panels
welded to the structure

TYPES OF SLIDING GATES WITH RUNNING WHEELS

The FFL gate with wheels is a heavy-duty, safe structure. The gates feature a robust frame and bottom beam with the width adapted to the gate dimensions. The following bottom beams are used: for gate FFL120 = 120x80, and for gate FFL200 = 200x80mm. Single, frame structural post; double post with widths over 10 m. Single, frame lock post.

The gates are available in a manually-operated and a power-operated version. The manually-operated version features a lock and a pull facilitating opening and closing of the gate.

In the power-operated version, the automatic operating unit is installed on a robust steel rack located on the structural post of the gate



Manually-operated gate with a single, frame, load-bearing post and a single receiver post.



Power-operated gate with a single, frame, load-bearing post and a single receiver post.



Power-operated gate with a double, frame, load-bearing post and a single receiver post. This structural version of the gate is intended for widths So over 10 m.

ACCESSORIES

COMFORT AND SAFETY

The FFL gates on wheels are available in a manually-operated and a power-operated version. The power-operated gate is especially recommended for places where the gate has to be frequently opened and closed. In this case, the automatic drive unit is a very convenient solution. Depending on the required level of safety, the power-operated gate is available in the Totmann (operated with a key switch) or the Automatik (operated with a remote control transmitter) version. Depending on the requirements, it is fitted with 3 safety edges (Automatik 1) or 5 safety edges (Automatik 2)

	THE TOTMANN VERSION	THE AUTOMATIK VERSION
STANDARD ACCESSORIES		
ACTUATOR	☑	☑
CENTRAL CONTROL UNIT	☑	☑
RADIO RECEIVER	—	☑
TRANSMITTERS FOR CONTROLLING THE DRIVE REMOTELY - 2 PCS.	—	☑
SIGNAL LIGHT	☑	☑
EXTERNAL ANTENNA	—	☑
PHOTOCELLS - 1 SET	—	☑
KEY SWITCH WITH AN EMERGENCY STOP SWITCH	☑	☑
SAFETY EDGES (AUTOMATIK 1 - 3 SAFETY EDGES; AUTOMATIK 2 - 5 SAFETY EDGES)	—	☑
SIGNAL TRANSMISSION SYSTEM FOR TRANSMITTING THE SIGNAL FROM THE SAFETY EDGE INSTALLED ON THE LEAF	—	☑
DIRECTIVES AND STANDARDS	THE WI GATES CARRY THE CE MARKING IN ACCORDANCE WITH THE 2014/35/EU, 305/2011 EC DIRECTIVES ON BUILDING PRODUCTS AND COMPLY WITH THE REQUIREMENTS OF THE EN 13241-1 STANDARD.	
☑ STANDARD ACCESSORIES. • OPTIONAL ACCESSORY. — NOT AVAILABLE.		

The CE mark confirms safe operation of the FFL120 and FFL200 sliding gates on wheels in all conditions

WIDTH RANGES FOR DRIVES

Gate type	Drive unit model	3,000	4,000	5,000	6,000	7,000	8,000	9,000	10,000	11,000	12,000
WI 200	BFT ICARO ULTRA AC A2000										
	FAAC 844 ER										
	BFT Ares ULTRA BT A1500										
WI 120	BFT Icaro ULTRA AC A2000										
	FAAC 844 ER										
	BFT Ares ULTRA BT A1500										

The width range is marked in grey

DRIVE UNIT SPECIFICATION

Gate type	Drive unit model	Max. number of actuations per hour ⁽¹⁾	Motor supply	Mains	Power consumption	Travel speed
FFL 120 FFL 200	BFT Icaro ULTRA AC A2000	heavy duty operation	230 [V] AC	230 [V] AC	750 [W]	9 m/min.
	FAAC 844 ER	60	230 [V] AC	230 [V] AC	650 [W]	9.6 m/min.
	BFT Ares ULTRA BT A1500	30	24 [V] DC	230 [V] AC	400 [W]	9 m/min.


⁽¹⁾ – Permissible number of actuations per hour. When the device operates in ambient temperatures of +40°C ...+60°C, the number of actuations should be halved.

WIŚNIEWSKI fences are a system of solutions ensuring comprehensive protection of your property. Our residential and industrial product range includes modern steel, profile, and panel fences. Reliable, high quality, and durable, our fences also boast an elegant and stylish look. WIŚNIEWSKI's comprehensive offer makes closing off your property simple and reflects great care for safety, security, and appearance.

TAKE ADVANTAGE OF OUR COMPLETE RANGE AND BUILD YOUR OWN FENCE.



FENCE SYSTEM WITH THE FFL SLIDING GATE WITH RUNNING WHEELS AND A WICKET WITH A BOX SECTION INFILL 25 X 25 [mm]



FENCE SYSTEM WITH THE FFL SLIDING GATE WITH RUNNING WHEELS AND A WICKET WITH THE VEGA 2D SUPER MESH PANEL INFILL