











Key Features

- 
Incised Vertical Timber Board Structure
 (Timber structures absorb/reflect sound helping reduce levels)
- 
Conforms and Tested to BS EN 1793
 (Highways England Requirement for noise reducing devices)
- 
Durability
 (Wood Treated to BS 8417, incised for ground contact)
- 
Compliant with Highways Sector Scheme 2C
 (Standard for Pre-fabrication of environmental barriers)
- 
30 Year Desired Service Life
 (Manufacturer offers this subject to correct installation)

Suitable For

- 
Urban Noise Reduction
- 
Residential Privacy
- 
Commercial & Industrial Spaces
- 
Schools & Educational Institutions
- 
Transportation Infrastructure



Conforms to BS EN 1793

(Also tested and complies to BS EN 1794-1 & 1794-2)

These standards measure sound insulation properties of road traffic noise reducing devices.



Long Service Life

Manufacturer states this has a 30 year desired service life, subject to correct installation.



Simple Installation


Each kit comes with loose components for constructing one bay or a ready assembled panel for quick and effective installation. Choose a steel or timber post.



Stylish and Modern

Timber has an inviting warm look that will work well in most settings

Specification

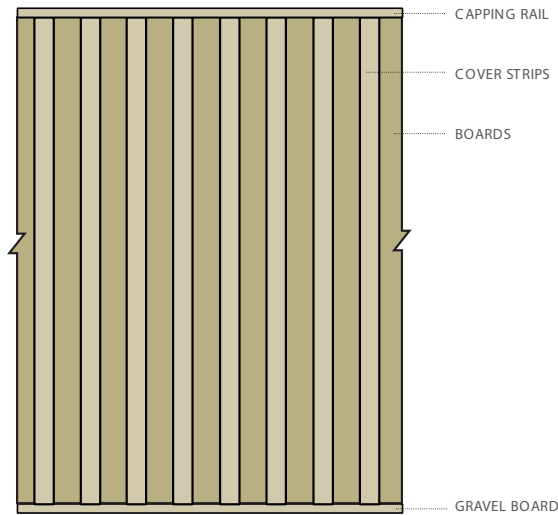
System Height (Installed)	2.7m
Bay Width	2.4m
Kit Style	Loose Kit, Pre-Assembled
Ground Installation	Dig In Only
Material	 Incised, pressure treated timber, Tanalised to UC4
Source	Supplied by a reputable UK sawmill (FSC certified)



Call our Expert Sales Team for more information.

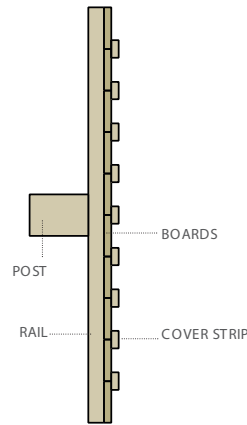


FRONT VIEW

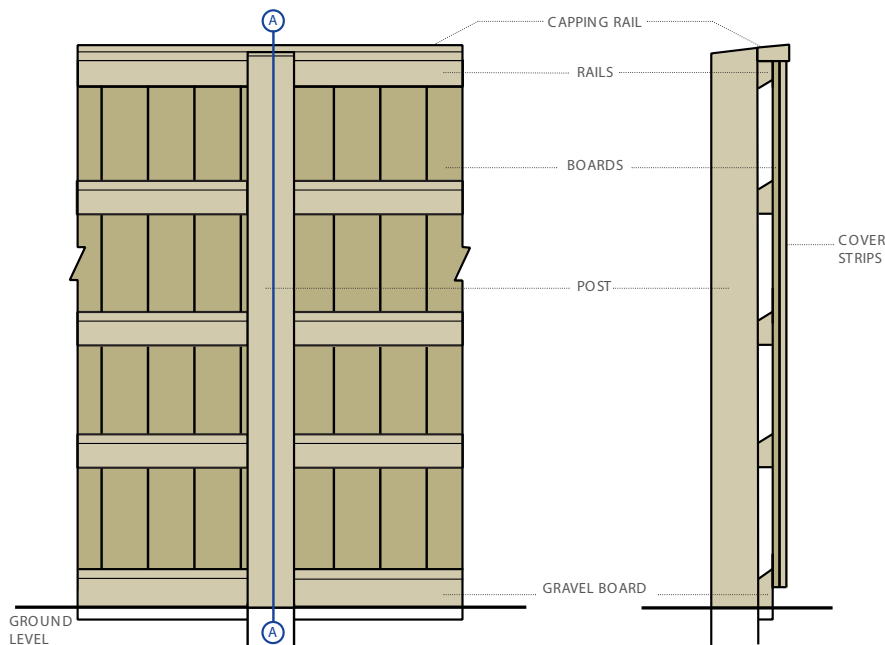


50mm of the gravel board buried below ground

PLAN VIEW (Capping omitted)



REAR VIEW



50mm of the gravel board buried below ground

SECTION A-A

Structural calculations may be required by qualified persons. No responsibility can be accepted by using this design without professional advice.

Design in accordance with specification for Highway Works Clause 2504. Treatment to Sector Scheme 4.

Reflective sound screen fitted to timber or steel posts.

Height of sound screen variable to suit specific locations. Post centres at 2.4m unless otherwise specified.

Conforms and tested to BS EN 1793. Also tested and complies to BS EN 1794-1 and BS EN 1794-2.

Complies with Highways Sector Scheme 2C for the prefabrication of environmental barriers.

Average density 26.4kg/m² (excluding posts).



What's Included in this kit

EchoReflect Straight Boards (150mm x 22mm x 2.6m)	x16
Timber Gravel Board (2.4m x 150mm x 50mm)	x1
Capping Rail (2.4m x 100mm x 50<38mm)	x1
Horizontal Rail (100 x 50mm x 2.4m)	x4
Cover Strips (2.6m x 75mm x 22mm)	x16

EchoReflect Reflective Acoustic Screen

BS EN 1793-1: 1998

Acoustics - Road Traffic Noise Reducing Devices Test Method for determining the acoustic performance

SOURCE ROOM

Volume: 136m²
Condition: clean
Type: small reverberation room
Location: acoustic transmission suite

RECEIVING ROOM

Volume: 220m²
Condition: clean
Type: large reverberation room
Location: acoustic transmission suite

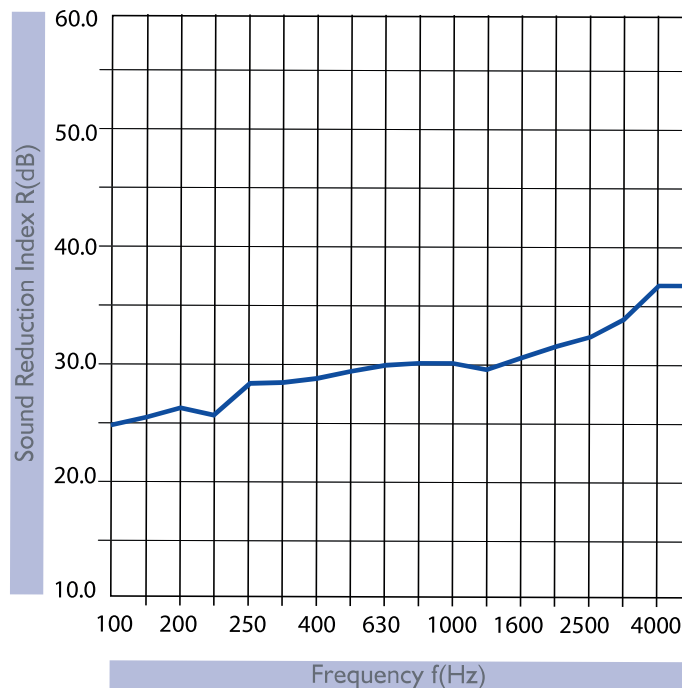
TEMPERATURE: 17.8°C

HUMIDITY: 58.6%

DL_R: 30

CATEGORY: B3

FREQUENCY HZ	R
100	24.7
125	25.3
160	26.3
200	25.8
250	28.5
315	28.4
400	29.0
500	29.6
630	30.0
800	30.1
1000	29.8
1250	29.7
1600	30.6
2000	31.6
2500	32.1
3150	33.7
4000	36.9
5000	37.1



Test results for HALES SAWMILLS LTD – REFLECTIVE SOUND SCREEN, issued by: University of Salford (Acoustics Test Laboratory) UKAS accredited test laboratory No. 1262

Structural calculations may be required by qualified persons. No responsibility can be accepted by using this design without professional advice.

Design in accordance with specification for Highway Works Clause 2504. Treatment to Sector Scheme 4.

Reflective sound screen fitted to timber or steel posts.

Height of sound screen variable to suit specific locations. Post centres at 2.4m unless otherwise specified.

Conforms and tested to BS EN 1793. Also tested and complies to BS EN 1794-1 and BS EN 1794-2.

Complies with Highways Sector Scheme 2C for the prefabrication of environmental barriers

Average density 26.4kg/m² (excluding posts).



Follow the installation guide for your EchoReflect Acoustic Fencing

Step 1

Determine how many bays and posts you require by using our product calculator.

Step 2

Dig your post holes. Post centres are 2.4m. Ensure all posts are securely set in the ground using a suitable structural anchoring method. The foundation must be capable of supporting the weight of the acoustic panels and resisting local wind loads. Use a taut line from one end of the fence run to the other to maintain a straight line.

Step 3

Fit the gravel boards onto the posts along the bottom of the barrier. Make sure they are buried 50mm into the ground.

Step 4

Face fix the cant rails onto the posts at an equal spacing, securing using 64mm stainless steel nails.

Step 5

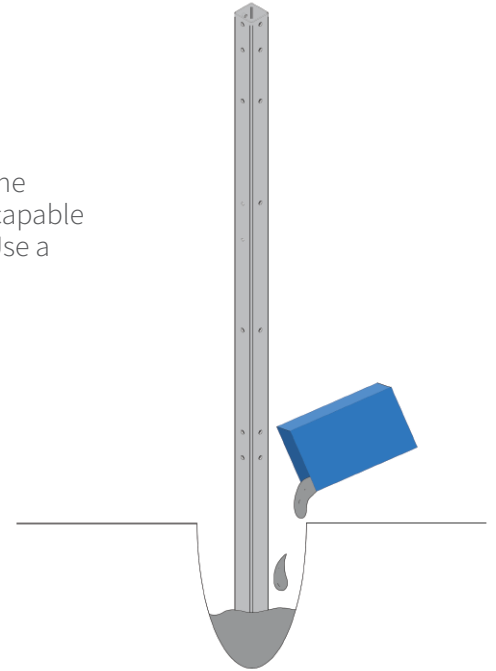
Now the main support structure of your barrier is in place, you can attach the vertical boards. The boards need to be nailed onto the cant rails butted up to each other.

Step 6

Cover strips then need to be attached over the joints where the panels butt up together, using stainless steel nails

Step 7

Finally, attach the capping rail with stainless steel nails to the top of the fence to provide a neat finish and allow water to shed in the direction of the post.



Additional Information

These panels are suitable for painting with a breathable stain or paint. It's advised to clear vegetation where the acoustic fencing will be installed. Avoid installation in areas prone to water accumulation.



Call our Expert Sales Team for more information.

