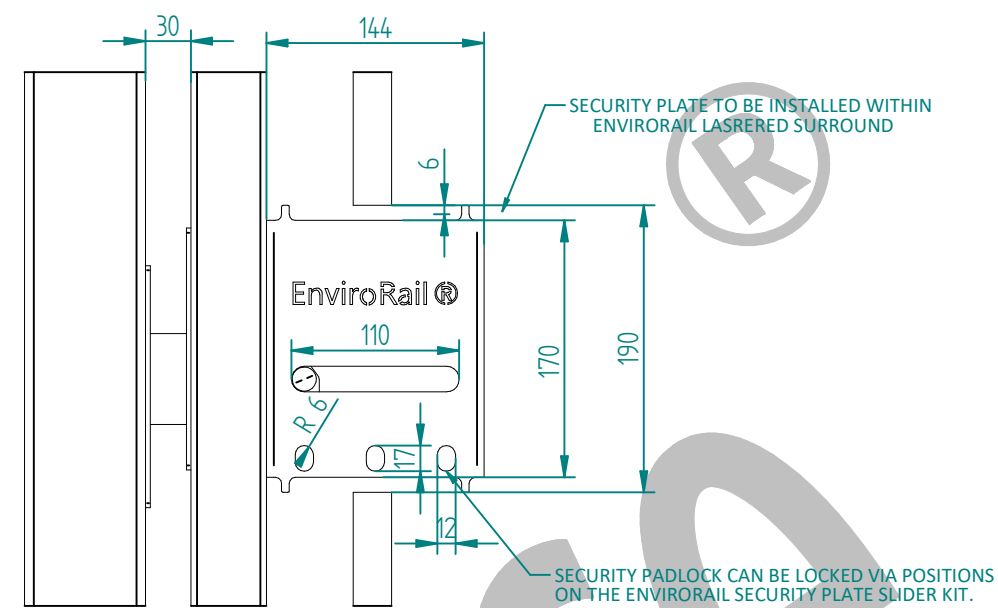


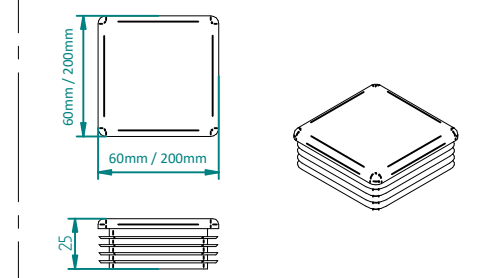
ENVIORAIL SLIDER KIT CONFIGURATION & LOCKING ARRANGEMENT



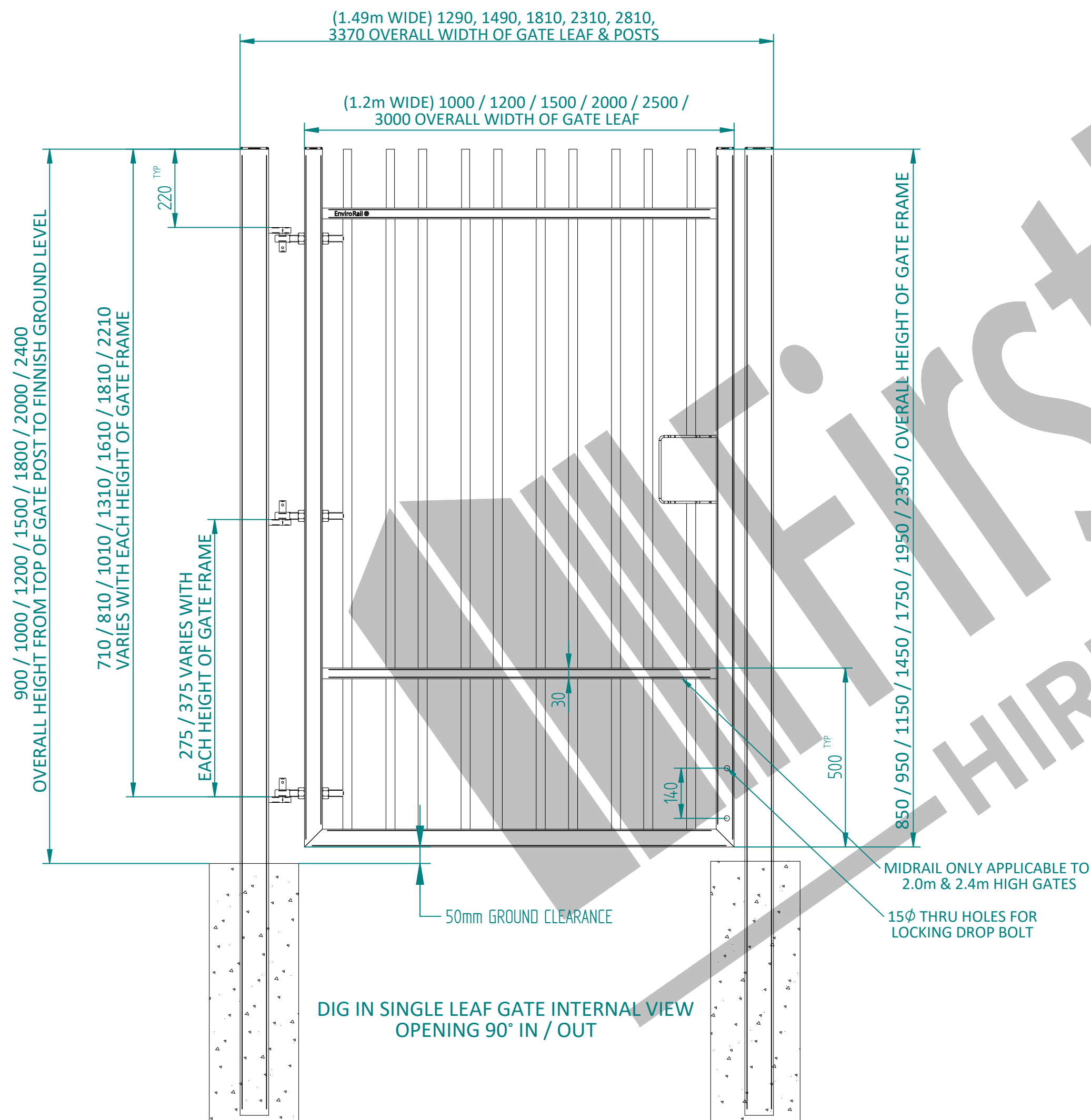
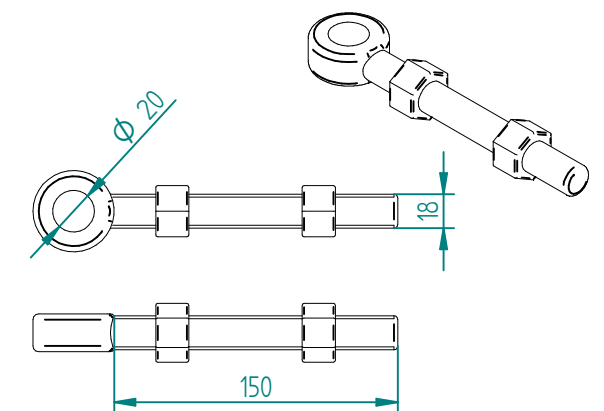
NOTES:

- ALL MATERIALS TO BE MILD STEEL AND CONFORM TO RELEVANT BRITISH STANDARDS.
- ALL ITEMS TO BE PRE-GALVANISED TO BS EN 10346 OR HOT DIP GALVANISED TO ISO 1461
- ITEMS CAN BE POWDER COATED ON REQUEST, POWDER COATING TO - BS EN 13438
- INSTALLATION VIA R.A.M.S

ALL GATES & POSTS ARE TO BE FITTED WITH BLACK PLASTIC INSERTS



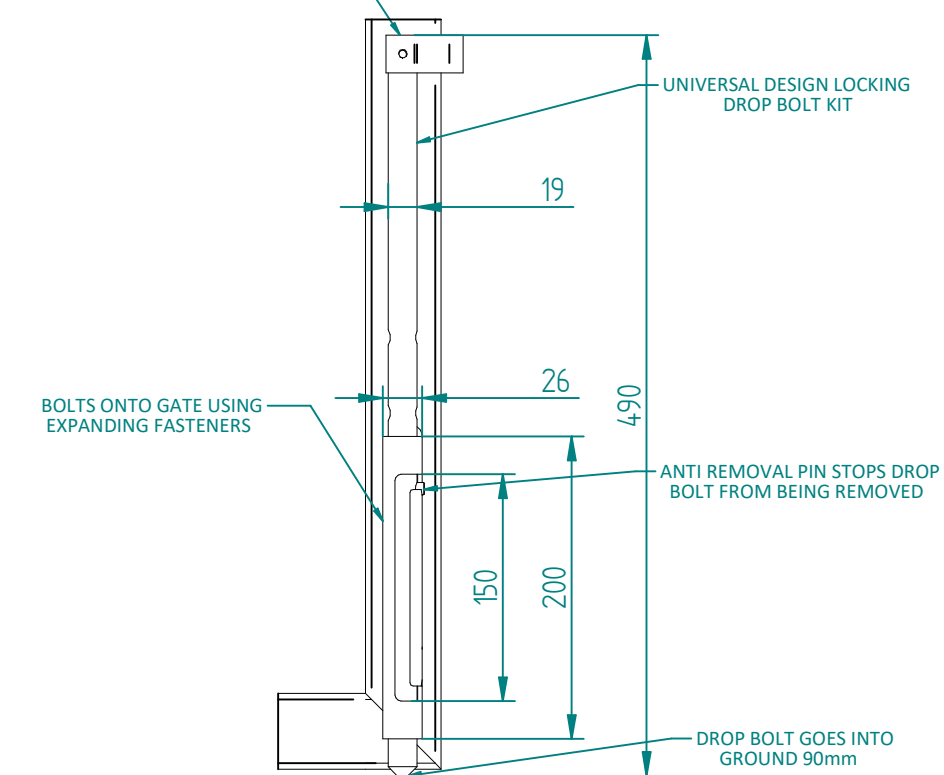
ALL GATES WITH 80x80/100x100/120x120 BOX SECTION HINGE POSTS ARE TO BE FITTED WITH THREE GALVANISED EYE BOLTS



All gate post are to have 11.5Ø thru holes to allow fixing of retainer plate for ENVIORAIL slider kit.

FOR 80x80/100x100/BOX SECTION POST LENGTH 1400MM / 1500MM / 1700MM / 2000MM / 2400MM / 2600MM / 3100MM

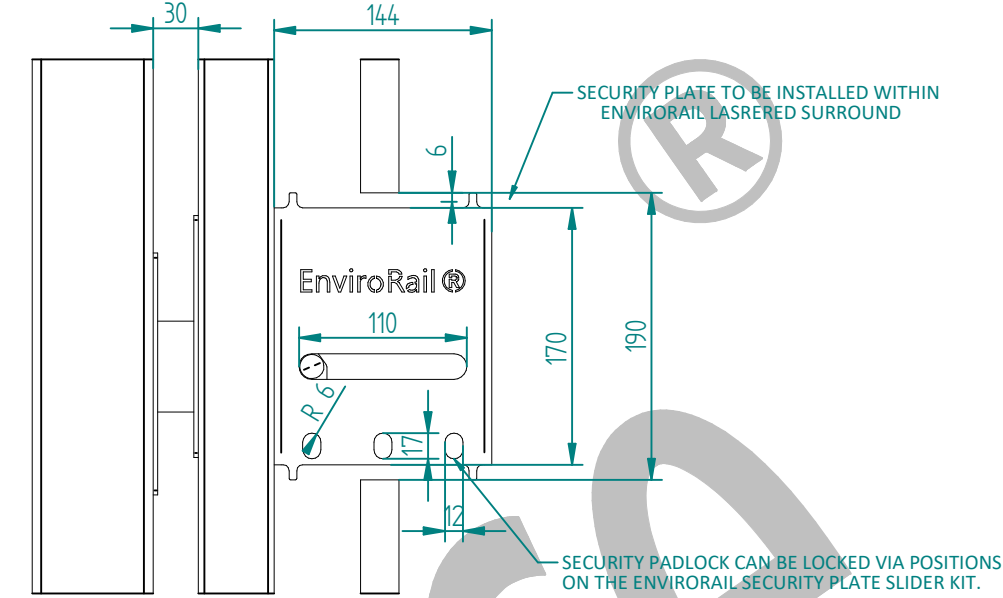
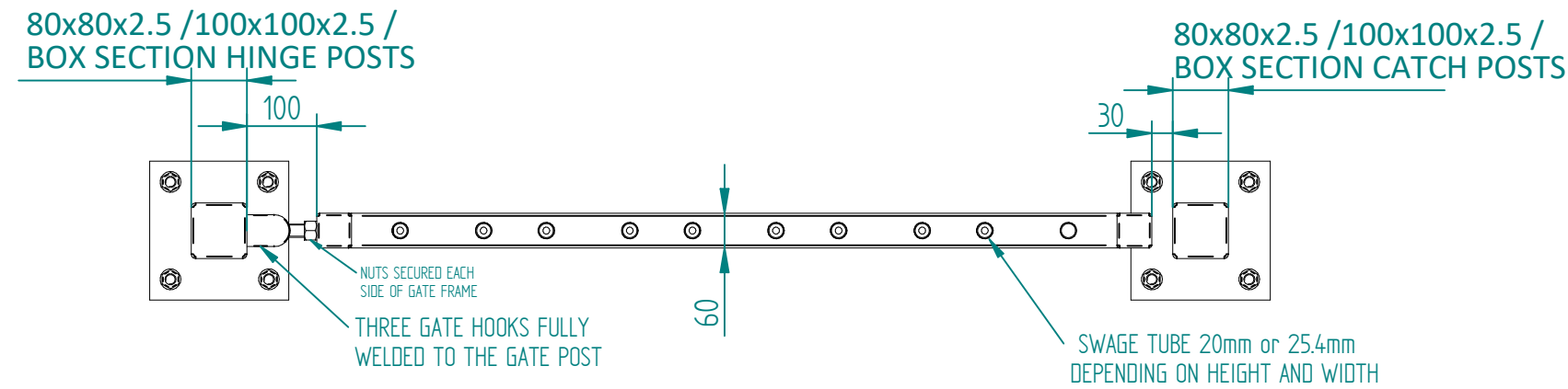
DROB BOLTS ARE USED TO HOLD THE GATE IN THE OPEN POSITION



GATEMASTER LOCKING DROP BOLT CONFIGURATION

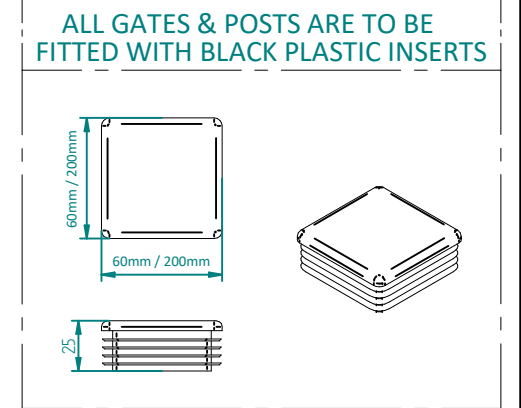
C20/25 MINIMUM CONCRETE FOUNDATION GRADE

	NAME	DATE	TITLE
DRAWN	W.P	04/12/23	ENVIORAIL 0.9m - 2.4m High x 1.0m - 3.0m Wide Single Leaf Dig In Kit
TOLERANCE	± 2mm Unless Stated Otherwise		
3RD ANGLE			FirstFence® First Fence Ltd, Kiln Way, Swadlincote, Derbyshire, DE11 8EA 01283 512 111 sales@firstfence.co.uk
NOTE: SHOULD ANY DISCREPANCIES BE FOUND WITH THIS DRAWING, PLEASE INFORM FIRSTFENCE. COPYRIGHT OF THIS DRAWING IS OWNED BY FIRSTFENCE LIMITED.			REV A
WEIGHT:			SHEET 1 OF 2

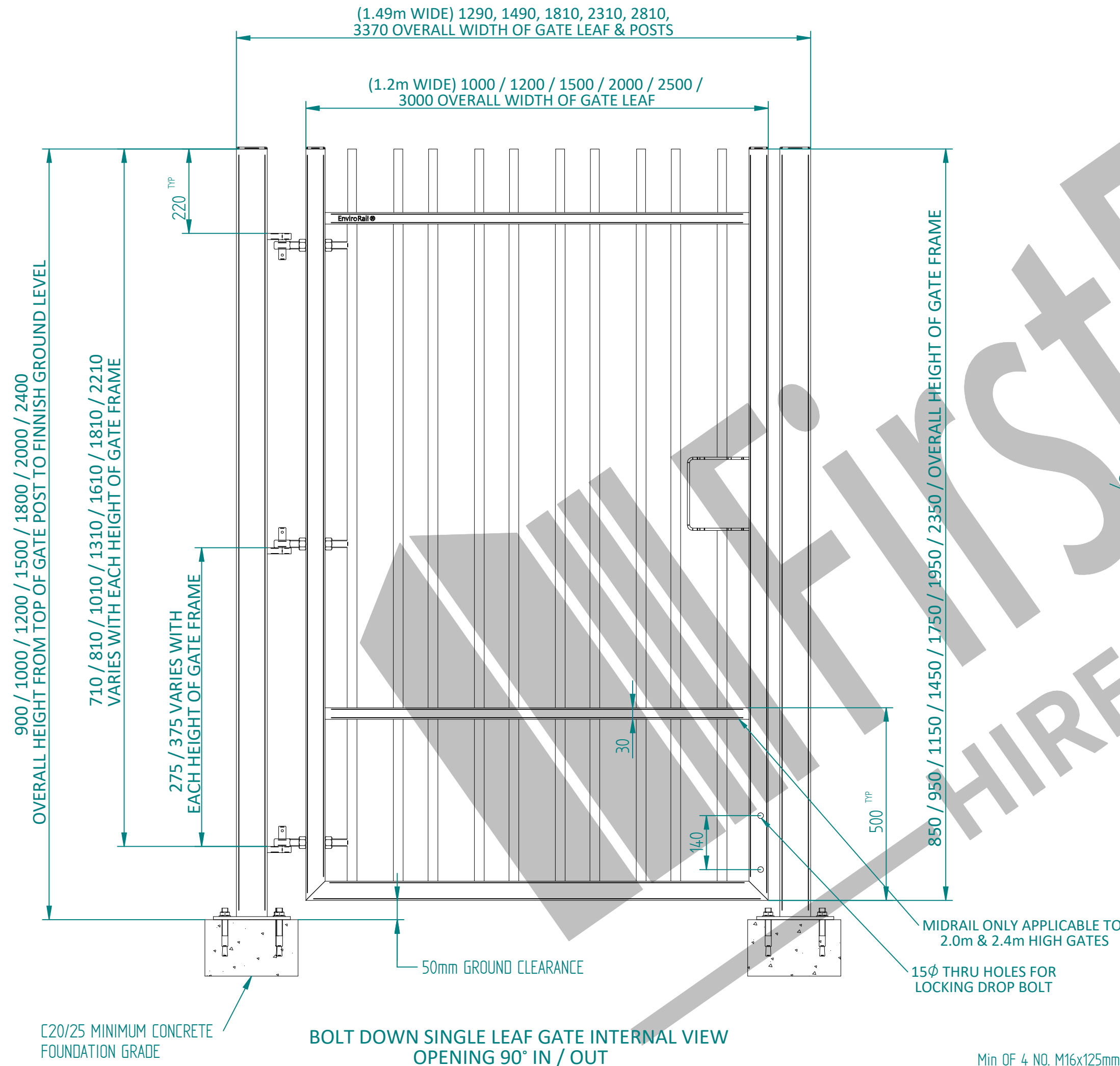
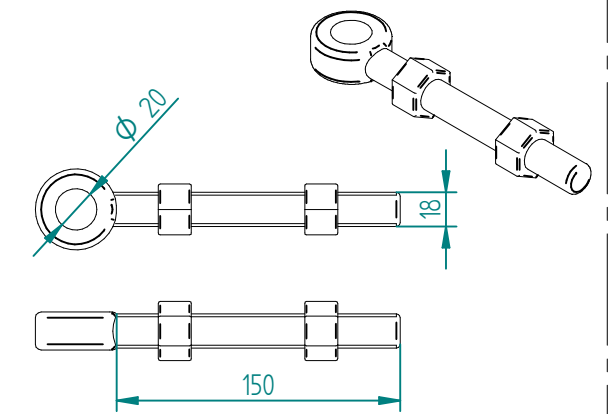


ENVIORAIL SLIDER KIT CONFIGURATION & LOCKING ARRANGEMENT

- NOTES:
- ALL MATERIALS TO BE MILD STEEL AND CONFORM TO RELEVANT BRITISH STANDARDS.
 - ALL ITEMS TO BE PRE-GALVANISED TO BS EN 10346 OR HOT DIP GALVANISED TO ISO 1461
 - ITEMS CAN BE POWDER COATED ON REQUEST, POWDER COATING TO : BS EN 13438
 - INSTALLATION VIA RAMS



ALL GATES WITH 80x80/100x100/120x120 BOX SECTION HINGE POSTS ARE TO BE FITTED WITH THREE GALVANISED EYE BOLTS



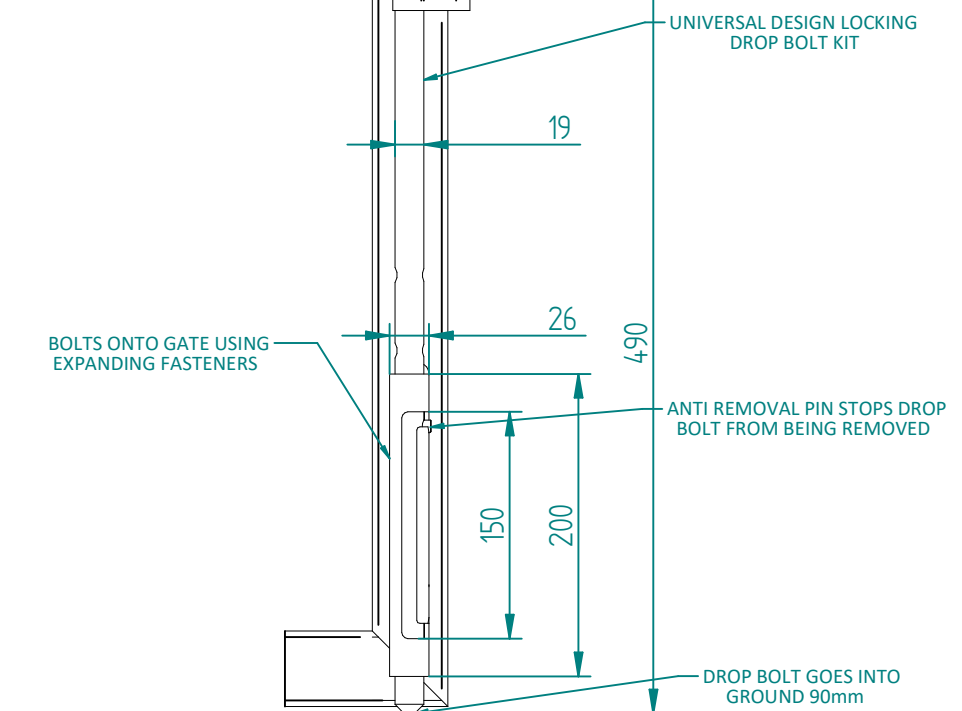
All gate post are to have 115Ø thru holes to allow fixing of retainer plate for ENVIORAIL slider kit.

Ø 115

Ø 115

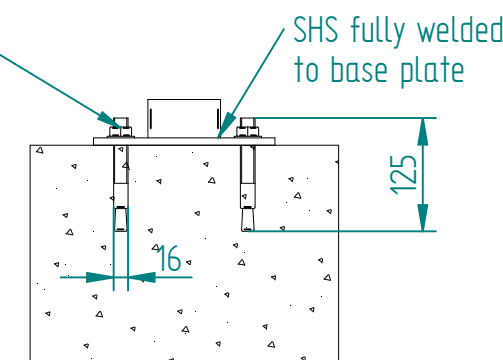
140

DROB BOLTS ARE USED TO HOLD THE GATE IN THE OPEN POSITION



GATEMASTER LOCKING DROP BOLT CONFIGURATION

Min OF 4 NO. M16x125mm ANCHOR BOLTS FITTED IN ACCORDANCE WITH MANUFACTURERS INSTRUCTIONS.



	NAME	DATE	TITLE
DRAWN	W.P	04/12/23	ENVIORAIL 0.9m - 2.4m High x 1.0m - 3.0m Wide Single Leaf Bolt Down Kit
TOLERANCE	± 2mm Unless Stated Otherwise		
3RD ANGLE			FirstFence®
NOTE: SHOULD ANY DISCREPANCIES BE FOUND WITH THIS DRAWING, PLEASE INFORM FIRSTFENCE. COPYRIGHT OF THIS DRAWING IS OWNED BY FIRSTFENCE LIMITED.			First Fence Ltd, Kiln Way, Swadlincote, Derbyshire, DE11 8EA 01283 512 111 sales@firstfence.co.uk
SIZE A2			REV A
WEIGHT:			SHEET 2 OF 2