

Key Features

- ⊙ **Galvanised Steel**
(Offers strength and protection to the product)
- ⊙ **Choice of Design**
(Choose from Flat Top, Bow Top, Ball Top or Vertical Bar)
- ⊙ **Choice of finish**
(Choose from Galvanised or PPC finish)
- ⊙ **Safety**
(Lack of sharp edges makes them safe and secure)
- ⊙ **Easy to Install**
(Choose a dig in or bolt down format)



Suitable For

- ⊙ **Schools**
- ⊙ **Recreational Areas**
- ⊙ **Parks**
- ⊙ **Gardens**
- ⊙ **Residential Areas**



Galvanised Steel

Crafted from premium zinc galvanised steel, giving strength and resilience against rust and corrosion.



Simple Installation

The dig in or bolt down format makes the railings compatible with most ground types. Post Mix or Ground Anchor Bolts make for easy installation.



Wide range of styles & colours

Available in a range of styles and in a dig in or bolt down format. Choose your finish from galvanised to an array of RAL colour Polyester Powder Coatings.



Durability

Galvanised steel provides protection from rust and a further polyester powder coating adds to this, making the railings resilient to the effects of harsh weather and damage.

Post Types

Dig In or Bolt Down

Railing Style

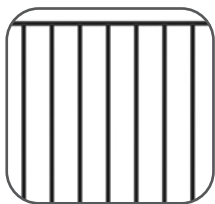
Flat Top, Vertical Bar, Bow Top and Ball Top

Material

Galvanised Steel

Finish

Polyester Powder Coating




Flat Top



Vertical Bar



Bow Top



Ball Top



Did you know we offer an installation service? Get in touch for details!



Call our Expert Sales Team for more information.



Railing Heights

	Height						
	0.9m	1.0m	1.2m	1.5m	1.8m	2.0m	2.4m
Bow Top	✓	✓	✓	✓	✓	✓	✓
Vertical Bar	✓	✓	✓	✓	✓	✓	✓
Ball Top	✓	✓	✓	○	○	○	○
Flat Top	✓	✓	✓	✓	○	○	○

○ Can be made upon request, subject to custom lead times.

Post Heights (total, for dig in format)

Railing Height	Total Post Height Bow Top (Dig In)	Total Post Height Vertical Bar (Dig In)	Total Post Height Flat Top (Dig In)	Total Post Height Ball Top (Dig In)
0.9m	1400mm	1400mm	1400mm	1400mm
1.0m	1500mm	1500mm	1500mm	1500mm
1.2m	1700mm	1650mm	1650mm	1650mm
1.5m	2000mm	2030mm	2030mm	
1.8m	2400mm	2400mm		
2.0m	2600mm	2600mm		
2.4m	3100mm	3100mm		

You may also like



Fix it Kit for Railings

These kits allow you to make repairs to your railing. Includes cleats, nuts and bolts, PPC kit includes spray paint. The kit for 1.5m+ railings comes with a support leg



Railing Post

Available as a dig in or bolt down version and in a choice of heights and box sections.



M10 Cup Head Nuts and Bolts

Available in 30, 70, 80, 90 and 110mm formats and designed for use with our Railings.



Touch up Spray Paint

Touch up and repair any scuffs, scrapes or other cosmetic damage. Available in a range of RAL colours



Railing Cleats

An essential component when constructing your metal railings. Available in galvanised or PPC Green or Black Finishes.



Quick Install Resin Kit

For resin anchors. Available for M8, M12 or M16 bolts and includes an SDS Masonry Drill Bit, Cleaning Brush, Blow out pump and applicator gun.

Railing Gates

Standard Bow Top and Vertical Bar Gates are available to match your railings.

Double and Single Leaf formats available for ultimate flexibility.



Bristol | Canvey | Glasgow | Nottingham
Tipton | Head Office in South Derbyshire



Bow Top Railing

Available in 0.9, 1.0, 1.2, 1.5, 1.8, 2.0, 2.1 and 2.4m heights

Available as Bolt Down or Dig In

Panel width - 2750mm

Available in Galvanised or PPC finish 

Kit Contents - Fencing Panel, Fencing Post, Angle Cleats, M10 x 30mm Bolts, M10 x 80mm Bolts, M10 Shear Nuts

GATES TO SUIT - SCAN TO LEARN MORE



Vertical Bar Railing

Available in 0.9, 1.0, 1.2, 1.5, 1.8, 2.0, 2.1 and 2.4m heights

Panel width - 2750mm

Available as Bolt Down or Dig In

Available in Galvanised or PPC finish 

Kit Contents - Fencing Panel, Fencing Post, Angle Cleats, M10 x 30mm Bolts, M10 x 80mm Bolts, M10 Shear Nuts

GATES TO SUIT - SCAN TO LEARN MORE



Flat Top Railing

Available in 0.9, 1.0, 1.2, 1.5m heights

Panel width - 2700mm

Available as Bolt Down or Dig In

Available in Galvanised or PPC finish 

Kit Contents - Fencing Panel, Fencing Post, Angle Cleats (Dig In only), M10 x 30mm Bolts (Dig In only), M10 x 80mm Bolts, M10 Shear Nuts Support Foot (1.5m high only).



Ball Top Railing

Available in 0.9, 1.0 and 1.2m heights

Panel width - 2750mm

Available as Bolt Down or Dig In

Available in Galvanised or PPC finish 

Kit Contents - Fencing Panel, Fencing Post, Angle Cleats, M10 x 30mm Bolts, M10 x 80mm Bolts, M10 Shear Nuts



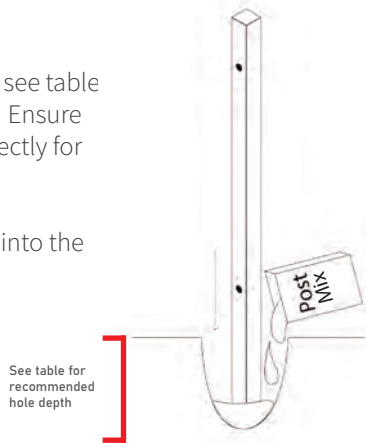
Railings

Follow our installation guide to erect your Railings

Step 1 Dig In Posts

Dig the foundation holes, see table for recommended depth. Ensure the holes are spaced correctly for your railings.

Now the posts can be set into the holes with Post Mix.



Suggested post hole depths

Railing Height	Hole Depth
0.9m	500mm
1.0m	500mm
1.2m	500mm
1.5m	500mm
1.8m	600mm
2.0m	600mm
2.4m	700mm

Suggested quantity (bag) of Post Mix per post

Gate Height	Gate Width									
	1m	2m	3m	4m	5m	6m	7m	8m	9m	10m
3.0m	4	4	4	4	4	4	5	5	5	5
2.4m	4	4	4	4	4	4	5	5	5	5
1.8m	3	3	3	3	3	3	4	4	4	4
1.5m	1.5	1.5	2	2	2	2	3	3	3	3
1.2m	1.5	1.5	1.5	2	2	2	3	3	3	3
1.0m	1.5	1.5	1.5	2	2	2	3	3	3	3
0.9m	1.5	1.5	1.5	2	2	2	3	3	3	3

Gate Height

Step 1 Bolt Down Posts

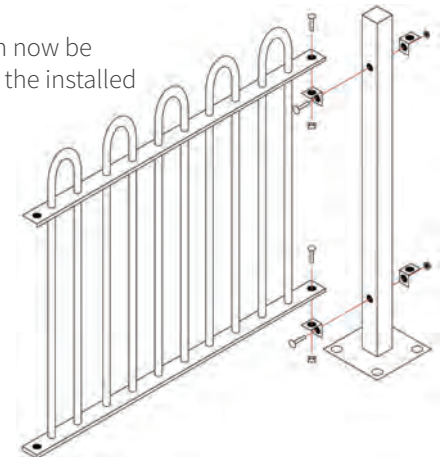
Fix to the ground with M16 x 125mm Ground Anchors or your own choice of fixing.

Please note, due to differing ground conditions, the installer is responsible for choosing the correct type of anchor bolt for the posts.



Step 2

The Bay can now be attached to the installed post.



Choose these essential extras to help your installation go smoothly



Ground Anchors

Designed to anchor a bolt down post into concrete.
(Suitability of this bolt depends on ground type and usage, installer should check).



Post Mix

Designed to install dig in posts into soft ground substances.
See table for suggested quantity per post.



Call our Expert Sales Team for more information.

