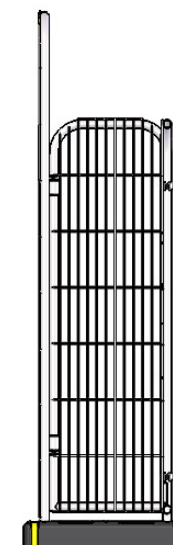
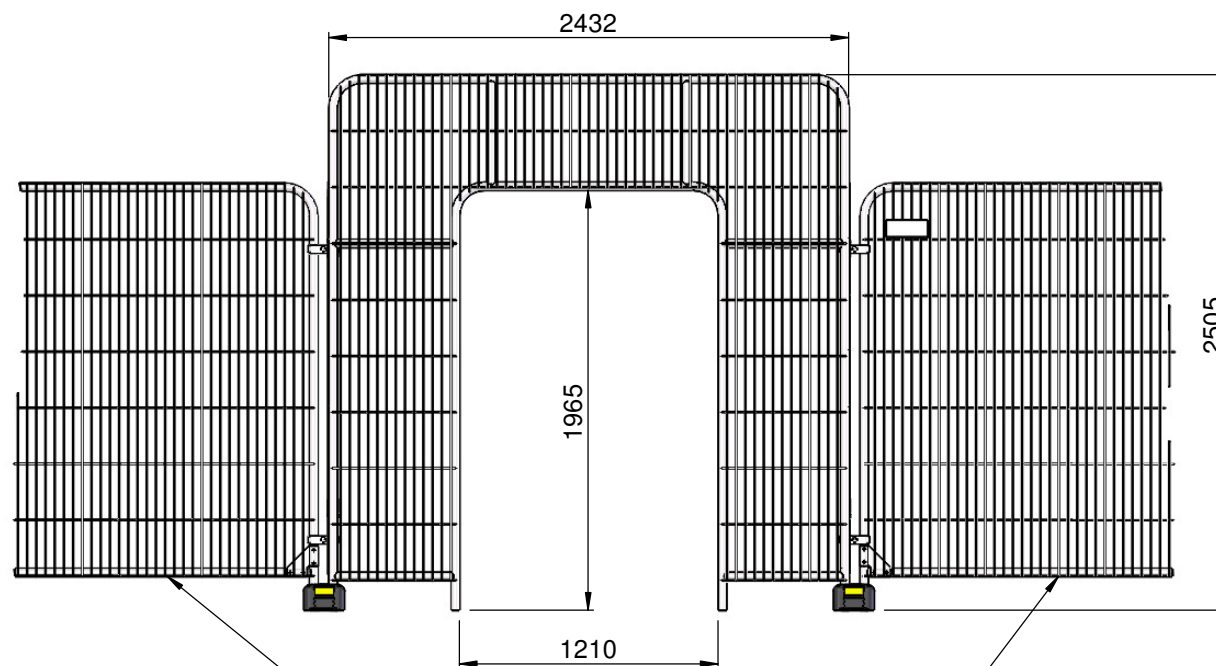
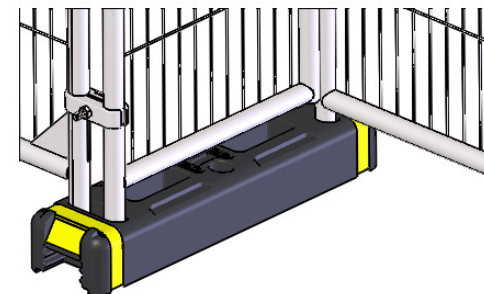


ALL DIMENSIONS IN MILLIMETRES
REMOVE ALL SHARP EDGES

THIRD ANGLE PROJECTION
DO NOT SCALE DRAWING



NOTE:
THESE SIDE PANELS AND COUPLERS ARE NOT
INCLUDED WITH THE GANTRY ENTRANCE PANEL

5	17/1/22	ISSUED FOR MANUFACTURE	GC		
4	11/1/21	ISSUED FOR MANUFACTURE	GC		
REV	DATE	DESCRIPTION	DRN	CHKD	APPR

TOLERANCES - UNLESS STATED OTHERWISE

TITLE:

GANTRY ENTRANCE PANEL

FABRICATION	UP TO 300mm	+/- 1mm
	UP TO 1000mm	+/- 2mm
	1001mm & ABOVE	+/- 3mm
	ANGULAR	+/- 1°
MACHINING	+/- 0.2mm	
GAUGE	+/- 10%	
WEIGHT	+/- 10% (DUE TO MATERIAL PROPERTIES & TOLERANCES)	

NAME	SIGNATURE	DATE
G. CRICK		27/1/12

MATERIAL:

CARBON STEEL
PRE-GALVANISED

FINISH:

NONE



Drw / Stockcode No.

08052081

Revision

5

WEIGHT: 26.2 Kg

SCALE: 1:50

SHEET 1 OF 16

A3

THE COMPANY RETAIN THE RIGHT TO PERIODICALLY ALTER INFORMATION WITHIN THIS DRAWING SHEET AND WILL ATTEMPT TO NOTIFY ALL PARTIES CONCERNED OF ANY CHANGES AND THE INFORMATION ON THIS SHEET SHOULD NOT BE REPRODUCED WITHOUT THEIR WRITTEN CONSENT.

WAS ZND496