

Off-Road Barriers

Comprehensive barrier range for non-highway use

Flexible Application

First Fence products are used to protect buildings, plant, machinery, stock and people from vehicle movements in a wide array of non-highway applications such as:

- Multi-storey and surface car parks
- Tunnel and bridge approaches, embankments
- Industrial locations ,
- Perimeter roads & race tracks
- Footpaths and offices

Direct from the manufacturer

We have been producing barrier products for more than 50 years. In-house manufacturing ensures product traceability and quality are a given, supported by our technical advice and guidance for your particular application.



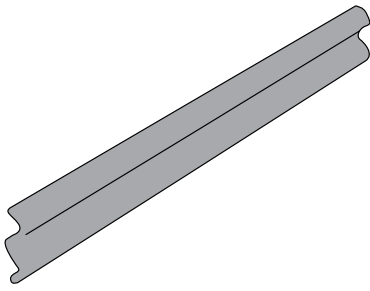
Readily available

This product range is available from stock for immediate delivery on a nationwide basis.

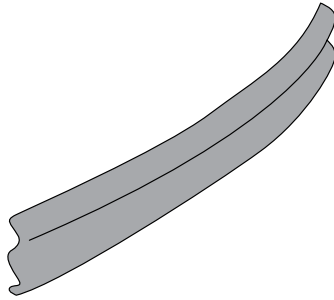
	Part	Description	Part Number	
Beams	Corrugated Beam	Effective length = 1.6m	CBC19	
		Effective length = 3.2m	CBC01	
		Effective length = 3.8m	CBC41	
		Bespoke lengths = 1-7m		
		Curved – Convex	CBC01/19/41 - V	
		Curved – Concave	CBC01/19/41 - C	
Posts	Universal Beam (127mm x76mm x 13kg/m)	Surface mounted – 560mm	MPU05 – 560	
		Surface mounted – 760mm	MPU07 – 760	
		Excavated – 1200mm	IPU12 – 1200	
		Excavated – 1500mm	IPU15 – 1500	
	'Z' Profile	Excavated – 1800mm	IPU18 – 1800	
		Surface mounted – 775mm (6mm gauge)	MPC54	
		Excavated – 1200mm (5mm gauge)	IPZ01-1200	
		Excavated – 1225mm (6mm gauge)	IPC51	
Accessories	Corners	Internal corner 90deg	CBC90IC	
		Internal corner 135deg (45deg)	CBC135IA	
		External corner 90deg	CBC90EC	
		External corner 135deg (45deg)	CBC135EA	
	Terminals	Universal Wing ('Fishtail')	UWT	
		Bullnose ('Flexible')	ESC56	
	Bracket	Offset bracket for 'Z' profile posts	BKC57	
	Fixings	M16 x 50 bolt, nut, washer	FSF06	
	Open Box Beam	Beam	Open box beam – straight, 4.8m	BBB03
			Open box beam – curved	BBB03 – V/C
Post		Excavated 'Z' profile – 1800mm	IPA – 18	
Corner		External corner 90deg	BBB90EC	
Terminals		Box beam end	OBBE	

These products should only be used in off-road / off-highway applications

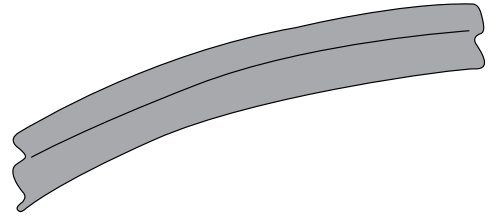
Corrugated Beam (CBC01/19/41)



Corrugated Beam , Curved
- Convex (CBC01/19/41 - V)



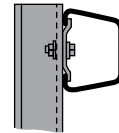
Corrugated Beam , Curved
- Concave (CBC01/19/41 - C)



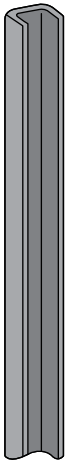
Open Box Beam (BBB03)



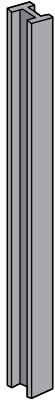
Excavated 'Z' Profile Post (IPA - 18)



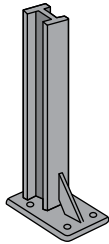
Press Steel
Channel



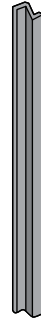
Excavated Universal
Beam Post
(IPU12/15/18)



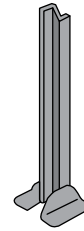
Surface Mounted
Universal Beam Post
(MPU05/07)



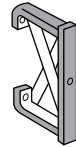
Excavated 'Z'
Profile Post
(IPZ01/IPC51)



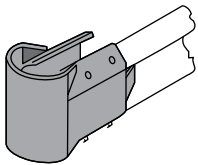
Surface Mounted
'Z' Profile Post
(MPC54)



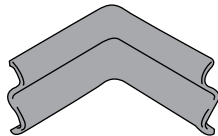
Offset Bracket
(BKC57)



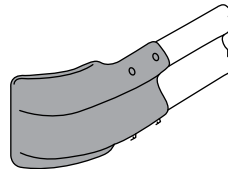
Bullnose 'Flexible' (ESC56)



Internal Corner (CBC90IC)



Universal Wing 'Fishtail' (UWT)



External Corner (CBC90EC)

